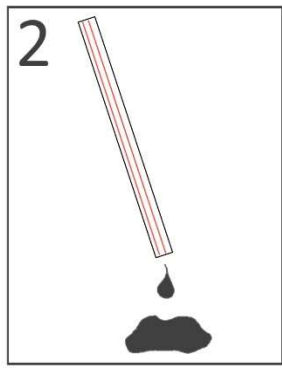
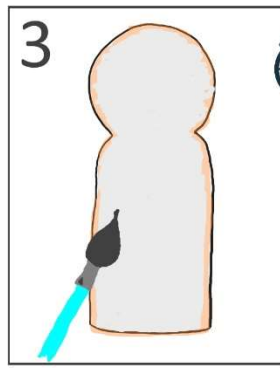


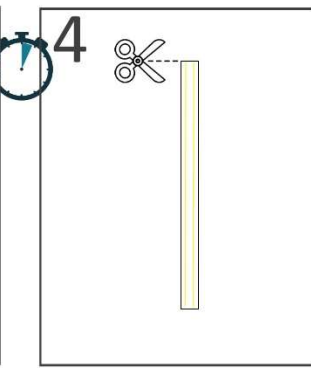
Put down newspaper to protect your painting area. Have an adult cut one end of the white paint tube with scissors.



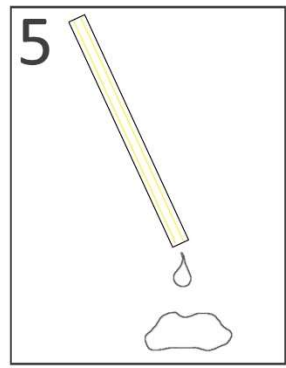
Have an adult squeeze white paint onto a paper plate or waxed paper.




Paint the front of the penguin with white paint then let dry. (You can have an adult use a hair dryer to quickly dry the paint.)



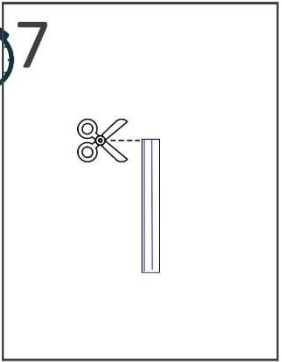
Rinse your brush with water and dry it. Have an adult cut one end of the black paint tube with scissors.



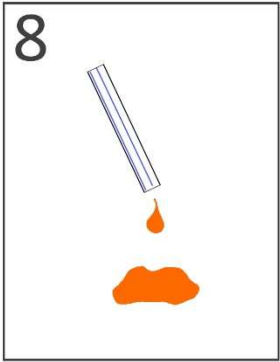
Have an adult squeeze black paint onto a paper plate or waxed paper.



Paint the back of the penguin with black paint. Use the back of the paint brush, or a toothpick to paint two black eyes. Let dry.




Rinse your brush with water and dry it. Have an adult cut one end of the orange paint tube with scissors.



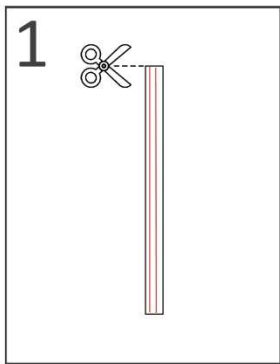
Have an adult squeeze orange paint onto a paper plate or waxed paper.



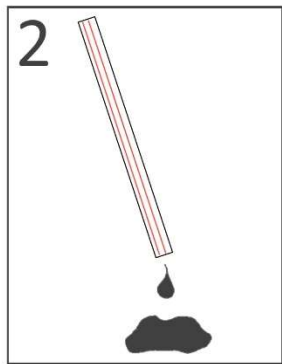
Paint the beak of the penguin with orange paint using the back of the paint brush or a toothpick.



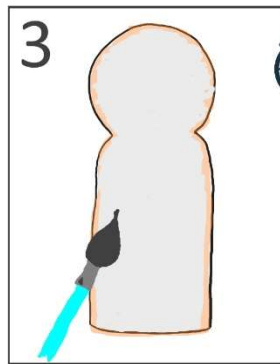
Let dry completely.



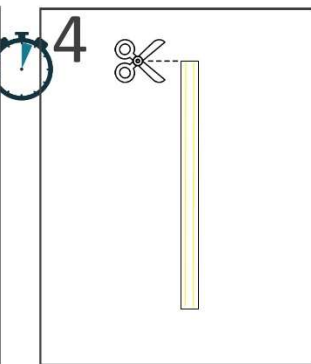
Put down newspaper to protect your painting area. Have an adult cut one end of the white paint tube with scissors.



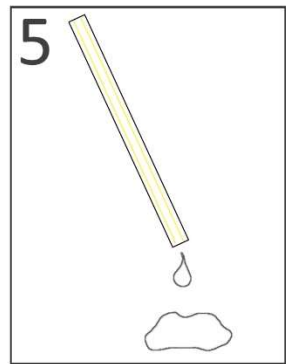
Have an adult squeeze white paint onto a paper plate or waxed paper.




Paint the front of the penguin with white paint then let dry. (You can have an adult use a hair dryer to quickly dry the paint.)



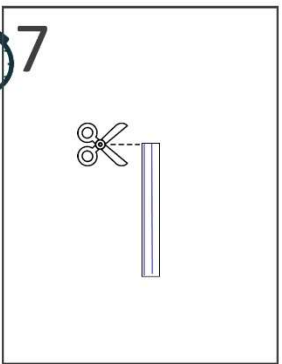
Rinse your brush with water and dry it. Have an adult cut one end of the black paint tube with scissors.



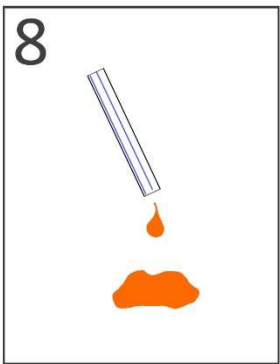
Have an adult squeeze black paint onto a paper plate or waxed paper.



Paint the back of the penguin with black paint. Use the back of the paint brush, or a toothpick to paint two black eyes. Let dry.




Rinse your brush with water and dry it. Have an adult cut one end of the orange paint tube with scissors.



Have an adult squeeze orange paint onto a paper plate or waxed paper.



Paint the beak of the penguin with orange paint using the back of the paint brush or a toothpick.



Let dry completely.